



SIS II – 2018 Statistics

February 2019

This report has been produced pursuant to Article 50(3) of Regulation (EC) No 1987/2006 and Article 66(3) of Council Decision 2007/533/JHA with the purpose of publishing statistics on SIS II.

This report is public. Reproduction is authorised, except for commercial purposes, provided that the source is acknowledged.

eulisa.europa.eu

ISBN 978-92-95208-80-3

ISSN 2467-0766

doi:10.2857/29573

Catalogue number: EL-AH-19-001-EN-N

© European Union Agency for the Operational Management of Large-Scale IT Systems in the Area of Freedom, Security and Justice (eu-LISA), 2019

Contents

Introduction	4
1. Accesses to SIS II	5
2. Number of alerts in SISII.....	6
2.1 Alerts on persons	8
3. Number of hits	9
Conclusion	11

Introduction

Pursuant to Article 50(3) of Regulation (EC) No 1987/2006 of the European Parliament and of the Council¹ (hereafter referred to as the "SIS II Regulation") and, Article 66(3) of Council Decision 2007/533/JHA² (hereafter referred to as the "SIS II Decision"), each year the Management Authority shall publish statistics on the number of records per category of alert, the number of hits per category of alert, how many times SIS II was accessed, in total and by each Member State³.

Article 3 of Regulation (EU) No 2018/1726⁴ on the European Union Agency for the Operational Management of Large-Scale IT Systems in the Area of Freedom, Security and Justice states that eu-LISA shall perform the tasks conferred on the Management Authority by the SIS II Regulation and the SIS II Decision.

On 28 December 2018, the new SIS Regulations⁵ entered into force. Said regulations (Regulation (EU) 2018/1860, Regulation (EU) 2018/1861 and Regulation (EU) 2018/1862) foresee different reporting obligations. However, the new obligations will only be reflected in this report once the Regulations become fully applicable.

This document provides the above-mentioned statistics from 01 January until 31 December 2018. Previous years' collections of statistics, and revised versions thereof, are available on the eu-LISA website⁶.

Methodology

This report contains data:

- Reported by Member States connected to SIS II: queries and hits
- Generated by the Central System SIS: accesses for alert management and number of alerts

Europol⁷ and Eurojust⁸ have the right, within their respective mandates, to access and search data directly in SIS II. However, the statistics on accesses to SIS II of the mentioned EU Agencies are not in the scope of this document, as the document covers only accesses by Member States.

¹ Regulation (EC) No 1987/2006 of the European Parliament and of the Council on the establishment, operation and use of the second generation Schengen Information System (SIS II), OJ L 381, 28.12.2006.

² Council Decision 2007/533/JHA on the establishment, operation and use of the second generation Schengen Information System (SIS II), OJ L 205, 7.8.2007.

³ Under the term "Member States" the current document refers to the Member States of the EU and Associated Countries, which are bound under Union law by the legislative instruments governing SIS II, if not further explained. Member States of the EU currently connected to SIS II are: Austria, Belgium, Bulgaria, Croatia, Czech Republic, Denmark, Estonia, Finland, France, Germany, Greece, Hungary, Italy, Latvia, Lithuania, Luxembourg, Malta, the Netherlands, Poland, Portugal, Romania, Slovakia, Slovenia, Spain, Sweden and the United Kingdom. Associated Countries connected to SIS II are: Iceland, Liechtenstein, Norway and Switzerland.

⁴ OJ L295, 14.11.2018

⁵ OJ L312, 7.12.2018: i) Regulation (EU) 2018/1860 of the European Parliament and of the Council of 28 November 2018 on the use of the SIS for the return of illegally staying third country nationals; ii) Regulation (EU) 2018/1861 of the European Parliament and of the Council of 28 November 2018 on the establishment, operation and use of the SIS in the field of border checks, and amending the Convention implementing the Schengen Agreement, and amending and repealing Regulation (EC) No 1987/2006; iii) Regulation (EU) 2018/1862 of the European Parliament and of the Council of 28 November 2018 on the establishment, operation and use of the SIS in the field of police cooperation and judicial cooperation in criminal matters, amending and repealing Council Decision 2007/533/JHA, and repealing Regulation (EC) No 1986/2006 of the European Parliament and of the Council and Commission Decision 2010/261/EU.

⁶ <https://www.eulisa.europa.eu/our-publications/reports>

⁷ Article 41 SIS II Decision.

⁸ Article 42 SIS II Decision.

1. Accesses to SIS II

Access to SIS II is intended as:

- any query, regardless of whether it is made against the Central System or a national copy of SIS II⁹, regardless of whether a hit is achieved or not
- any transaction for alert management (create, update, delete or change of expiry date) performed

Every access is counted, even if an access resulted in an error and an error message was returned from the system.

In the whole of 2018, SIS II was accessed a total of 6,185,199,597 times by the sum of all Member States¹⁰.

Member State	Manual queries	Automated queries	Total queries	Accesses alert management	Total Accesses
AT	196,538,618	3,111,709	199,650,327	223,413	199,873,740
BE			35,676,777	937,824	36,614,601
BG	3,103,317	125,100,785	128,204,102	570,091	128,774,193
HR	329,706,538		329,706,538	1,003,601	330,710,139
CZ	90,431,021	78,693,629	169,124,650	684,676	169,809,326
DK	53,907,482		53,907,482	197,080	54,104,562
EE	25,210,244	23,553,533	48,763,777	56,828	48,820,605
FI	86,994,186	8,631,675	95,625,861	48,105	95,673,966
FR	427,123,610	635,525,827	1,062,649,437	5,487,506	1,068,136,943
DE			602,562,256	4,058,678	606,620,934
EL	65,403,512	3,275,846	68,679,358	294,277	68,973,635
HU	157,166,077		157,166,077	374,304	157,540,381
IS	8,944,318	82,724	9,027,042	2,914	9,029,956
IT	166,438,244	277,621,298	444,059,542	3,920,156	447,979,698
LV	35,955,257		35,955,257	42,626	35,997,883
LI	546,169	265,958	812,127	1,831	813,958
LT	39,823,223		39,823,223	104,555	39,927,778
LU	3,422,450	2,767,951	6,190,401	9,845	6,200,246
MT	14,753,662	6,470,713	21,224,375	21,583	21,245,958
NL	133,036,924	31,194,999	164,231,923	563,732	164,795,655
NO	85,521,833		85,521,833	123,395	85,645,228
PL	355,772,065		355,772,065	926,688	356,698,753
PT			115,572,865	141,522	115,714,387
RO	336,020,752		336,020,752	315,966	336,336,718
SK	3,500,352	1,904,057	5,404,409	299,828	5,704,237
SI	115,488,828		115,488,828	62,496	115,551,324
ES		156,052,936	677,764,820	2,776,155	680,540,975
SE			36,703,838	221,049	36,924,887
CH			156,711,836	157,821	156,869,657
UK	84,197,814	516,796,650	600,994,464	2,574,810	603,569,274
Total	2,819,006,496	1,871,050,290	6,158,996,242	26,203,355	6,185,199,597

⁹ Member States without a national copy, and therefore querying only the Central System are Denmark, Finland, Liechtenstein, Norway and Slovenia. In addition, in 2018 also Austria, Belgium, Croatia, Czech Republic, Greece, Hungary, Iceland, Luxembourg, the Netherlands, Poland, Romania, Slovakia, Sweden and Switzerland partially used the Central System for alphanumeric queries.

Corrigendum for the SIS II – 2017 annual statistics published in February 2018: Portugal did not perform any query towards the Central System in 2017.

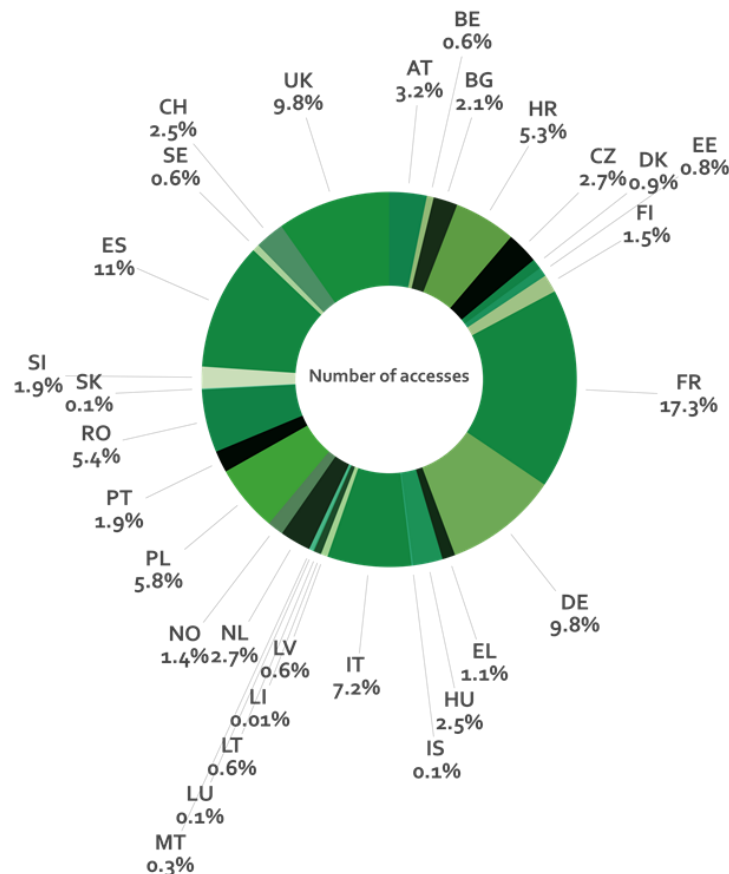
¹⁰ BE, DE, PT, SE and CH provided only the total of queries (without breakdown of manual and automated). The sum of the total manual queries and the total of the automated queries are the sum of breakdown provided by MS (if provided).

The table above provides the breakdown, per Member State, of the queries and accesses for alert management (create, update, delete and change of expiry date).

Manually processed queries are considered queries involving human intervention, e.g. queries by staff using radios, telephones, computer terminals, document scanners and other forms of “traditional query” where a user makes the decision to carry out a query. On the other hand, automatically processed queries happen when there is no human intervention, e.g. queries carried out by automatic number plate recognition systems (ANPR) or other forms of automated bulk queries.

In 2018, as over the past few years, France was the heaviest SIS II user as far as total accesses were concerned with almost 17.3% of the total accesses. France performed 17.3% of the queries reported for 2018 and 20.9% of the alert management accesses. The second main user, in terms of total accesses, was Spain with 11% of the total accesses (reporting 11% of the queries and 10.6% of the alerts management traffic). Spain was followed by Germany with over 9.8% of the accesses (9.8% for queries and 15.5% for accesses for alert management purposes) and the UK with 9.8% of the total accesses (reporting 9.8% of the queries and 9.8% of the alerts management traffic).

The chart below provides the breakdown of Member States’ total accesses in 2018.



2. Number of alerts in SISII

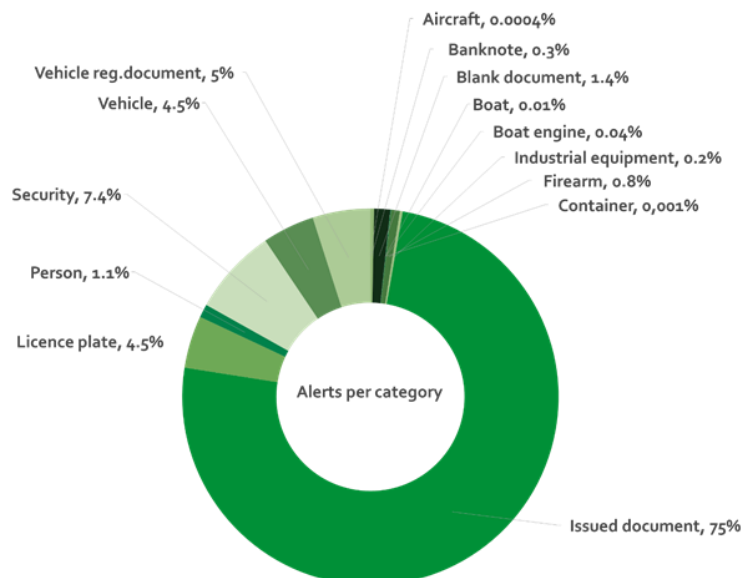
Alerts in SIS II can relate to:

- Persons as referred to in Articles 26, 32, 34, 36 of the SIS II Decision and Article 24 of the SIS II Regulation
- Objects as referred to in Articles 36 and 38 of the SIS II Decision

On 31 December 2018 there were a total of **82,236,846** alerts in SIS II. The table below provides the breakdown per Member State for the different categories of alerts.

Member State	Total per MS	Person	Vehicle	Aircraft	Banknote	Blank document	Boat	Boat engine	Container	Firearm	Industrial equip.	Issued document	Licence plate	Security	Vehicle regis. doc.
AT	463,856	20,020	24,053	0	137	643	30	241	1	4,603	622	366,975	43,774	1,863	894
BE	3,959,297	15,210	39,928	0	3,409	11,885	44	151	92	37,945	6,414	3,265,227	300,667	2,745	266,580
BG	1,428,600	2,227	31,867	0	0	0	7	7	0	287	272	1,011,391	163,139	229	219,174
HR	996,781	3,867	35,077	5	6,760	9,623	798	1,591	8	70,770	3,912	550,461	292,704	53	21,152
CZ	2,725,036	17,152	39,298	2	5	3,784	10	47	0	15,402	7,122	1,422,135	72,267	431	1,147,381
DK	782,573	5,438	28,239	6	6	1,664	983	5,130	1	5,071	5,781	715,173	15,081	0	0
EE	355,480	1,267	1,645	0	0	0	17	4	0	152	1	352,381	13	0	0
FI	229,503	3,559	5,394	0	0	19	84	666	0	7,071	22	210,029	2,622	1	36
FR	11,625,459	214,515	533,959	32	25,125	10,359	1,758	2,881	221	50,770	20,163	7,945,658	64,150	2,321,206	434,662
DE	11,179,680	86,051	314,794	228	188,838	298,397	1,651	11,314	131	185,592	97,964	8,032,474	977,317	647,410	337,519
EL	1,628,699	35,521	262,014	0	28,334	146,274	751	2,060	2	19,086	72	825,444	308,877	17	247
HU	817,256	12,743	11,281	0	36	423	17	37	0	461	44	736,699	31,457	151	23,997
IS	19,010	206	2	0	0	0	0	0	0	4	0	18,797	1	0	0
IT	20,967,154	230,306	1,030,982	0	6,093	614,903	727	115	1	74,367	6,008	13,772,185	989,109	3,148,237	1,094,121
LV	124,100	1,407	3,300	0	0	0	6	13	0	13	85	117,361	1,760	2	153
LI	7,161	229	22	0	0	1	0	0	0	28	62	6,564	199	50	6
LT	1,104,116	2,453	7,429	0	19	37	60	21	1	783	25	831,788	176,455	3	85,042
LU	32,022	1,755	1,099	0	43	5,096	3	1	0	143	152	22,978	192	246	314
MT	137,391	1,806	1,345	0	15	27	48	74	0	254	0	132,277	112	3	1,430
NL	4,441,787	30,788	86,722	0	40	836	370	726	9	3,049	1,112	4,317,993	137	2	3
NO	602,491	20,033	10,673	0	97	323	677	2,811	1	3,166	86	512,765	51,148	0	711
PL	2,912,031	30,290	124,450	2	1,207	1,578	604	518	63	23,844	3,507	2,373,907	73,392	403	278,266
PT	343,619	18,909	60,091	0	2	2,166	35	160	1	7,619	24	250,196	12	263	4,141
RO	1,400,233	13,457	7,301	0	16	35	0	1	0	555	0	1,216,978	0	0	161,890
SK	1,434,809	7,331	30,479	0	201	321	18	19	15	5,186	32	1,300,842	90,075	0	290
SI	282,820	1,832	8,758	0	414	1,640	56	221	2	795	6	226,447	40,971	0	1,678
ES	7,561,896	71,164	700,271	7	778	16,210	962	0	25	69,950	10,822	6,684,378	2,668	605	4,076
SE	428,973	10,345	34,046	0	319	1,151	1,526	4,699	21	25,948	10,421	329,872	611	14	0
CH	1,340,867	37,700	28,222	0	1,605	109	158	1,009	0	7,009	12,359	1,250,024	0	2,644	28
UK	2,923,146	37,916	209,506	6	0	0	455	1,166	158	2,967	15,970	2,655,002	0	0	0
Total	82,236,846	935,497	3,672,247	288	263,499	1,127,504	11,855	35,683	753	622,890	203,060	61,454,401	3,698,890	6,126,578	4,083,701

Alerts on *Persons* represented 1.14% of the total amount of alerts in the SIS II database. The biggest categories of alerts were *Issued document*¹¹ counting for 74.7% of the total volume of alerts, followed by *Security*¹² with 7.4% of the total. The following graph provides the breakdown of alerts per category.

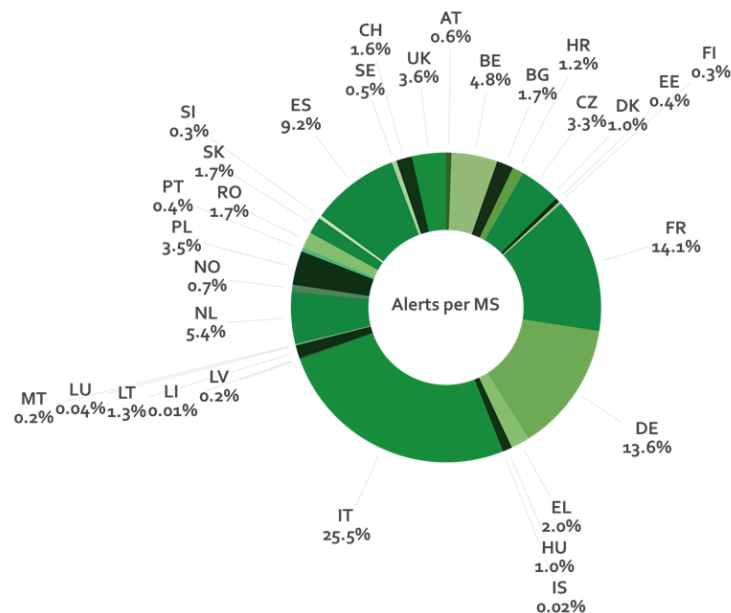


¹¹ Issued identity papers such as passports, identity cards, driving licenses, residence permits and travel documents, which have been stolen, misappropriated, lost or invalidated.

¹² Securities and means of payment such as cheques, credit cards, bonds, stocks and shares which have been stolen, misappropriated, lost or invalidated.

At the end of 2018, similar to previous year's reports, Italy was the Member State owning the majority of alerts; 25.5% of the total volume of alerts, including 24.6% of the alerts on persons. France was the second biggest owner of data with 14.1% of the alerts (including 22.9% of the alerts on persons), followed by Germany owning 13.6% of the total alerts (including 9.2% of the alerts on persons).

The chart below provides the breakdown of alerts per Member State at the end of 2018.



2.1 Alerts on persons

Alerts on persons can be issued for the purposes of identifying the following people:

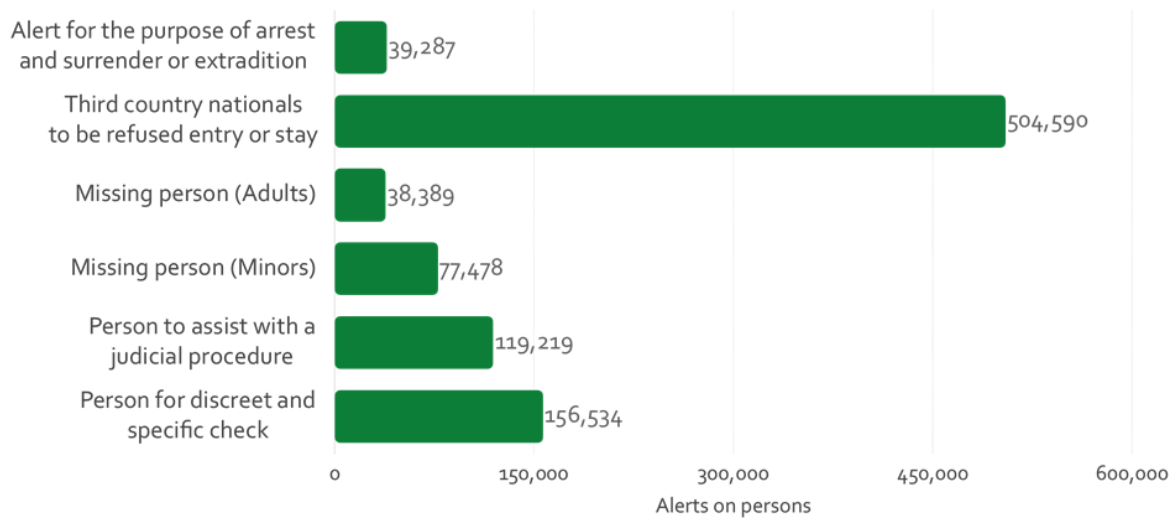
- Persons subject to arrest for surrender or extradition pursuant to Article 26 of the SIS II Decision
- Third country nationals to be refused entry into or stay within the Schengen area pursuant to Article 24 of the SIS II Regulation
- Missing persons (adults and minors) pursuant to Article 32 of the SIS II Decision
- Persons to assist with a judicial procedure pursuant to Article 34 of the SIS II Decision
- Persons for discreet or specific checks pursuant to Article 36 of the SIS II Decision

At the end of 2018, SIS II contained **935,497 alerts on persons** as per the table below.

Alerts on persons	
Alert for the purpose of arrest and surrender or extradition Art. 26 SIS II Dec	39,287
Third country nationals to be refused entry or stay into the Schengen Area Art. 24 SIS II Reg.	504,590
Missing person (Adults) Art. 32 SIS II Dec.	38,389
Missing person (Minors) Art. 32 SIS II Dec.	77,478
Person to assist with a judicial procedure Art. 34 SIS II Dec.	119,219
Person for discreet and specific check Art. 36 SIS II Dec.	156,534
Total alerts on persons	935,497

The majority of alerts on persons, with over 54% of the total, were alerts pursuant to Article 24 of the SIS Regulation (i.e. to refuse entry into or stay in the Schengen area); followed by the alerts pursuant to Article 36 of the SIS II Decision (i.e. person for discreet and specific check), accounting for 17% of the total alerts on persons.

The following chart provides the breakdown of alerts on persons per article.



3. Number of hits

As per the SIRENE Manual³³ a hit occurs in SIS II when all of the following criteria are met:

- a search is conducted by a user
- the search reveals a foreign alert (alert issued by a Member State other than the one undertaking the search) in SIS II
- data concerning the alert in SIS II matches the search data
- further actions are requested as a result of the hit

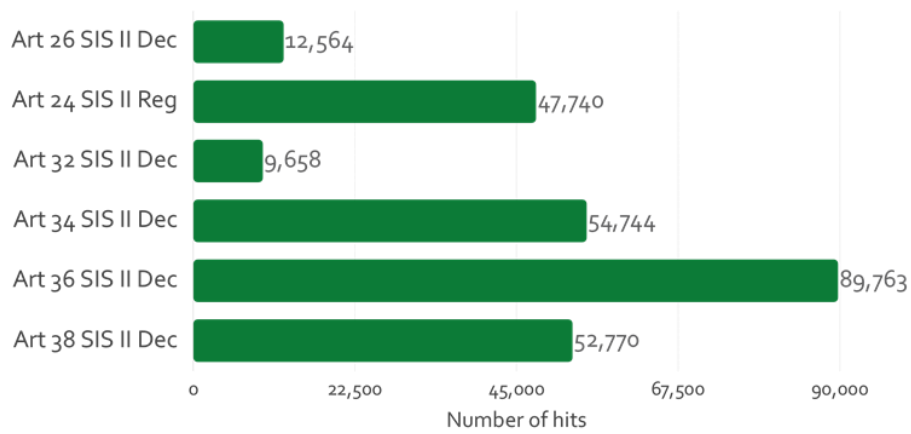
In 2018 a total of **267,239 hits on foreign alerts** were reported. The breakdown is available in the table below.

Hits on foreign alerts	Total
Art 26 SIS II Dec	12,564
Art 24 SIS II Reg	47,740
Art 32 SIS II Dec	9,658
Art 34 SIS II Dec	54,744
Art 36 SIS II Dec	89,763
Art 38 SIS II Dec	52,770
Total	267,239

The highest number of hits, 89,159 representing 33.6% of the total hits, were triggered by alerts pursuant to Article 36 of the SIS II Decision (persons and objects for discreet or specific checks). The second highest category of hits were the ones reported on alerts pursuant to Article 34 of the SIS II Decision (person to assist with a judicial procedure) 20.6% of this subset, closely followed by hits on Article 38 SIS II Decision (objects for seizure or use as evidence in criminal proceedings) 19.6% of the total.

³³ OJ L231, 7.9.2017.

The chart below provides the breakdown of hits per article.



The following table provides the breakdown on hits for Article 38 of SIS II Decision per category of object.

Breakdown hits Article 38 Dec	
vehicles, trailers, caravans	15,554
boats	8
aircraft	0
industrial equipment	171
boat engines	58
containers	6
firearms	199
blank docs	1,216
vehicle registration certificates	1,221
number plates	2,524
issued docs	31,714
banknotes	56
securities & means of payment	43
Total	52,770

Conclusion

The Schengen Information System enables mandated national authorities, such as law enforcement, judicial authorities and border guards, to enter and query alerts on persons or objects. The usage of SIS II in Member States differs largely due to the influence of several factors. In particular, on the national implementation of the system¹⁴, on how business processes and workflows are defined but also on the demographic, criminality and geographical situation. In addition, the number of border crossing points (air, sea and land borders) and the length of the external land borders also have a big impact. Comparisons among countries should not be based on numerical data alone, but take into account other factors too.

The statistics for 2018 confirm that SIS II remains the largest information sharing system for security and border management in Europe, and its usage is steadily increasing¹⁵. In 2018, SIS II was accessed more than 6.1 billion times by Member States. On the 31 December 2018, SIS II stored more than 82 million alerts. The biggest category of alerts was *Issued document*, which represented almost 75% of the total number of alerts. Alerts on persons represented 1.14% of the total number of alerts, but still they were the main trigger for hits (generating 77% of the total hits).

In 2018, an important development was implemented in SIS II to further enhance the internal security of the Schengen area. On 5 March 2018, the Automated Fingerprint Identification System (AFIS), enabling end-users to search SIS II on the basis of fingerprint data, entered into operations at the Central level. One third of the Member States implemented AFIS at national level in the course of the year, resulting in an additional usage of the system. The remaining Member States should join at the latest in 2020, as set by the new SIS legal framework.

Further enhancements are foreseen for SIS in the coming years. The entry into operations of the new legal base and the probable implementation of interoperability¹⁶, are evolutions that will have an undoubtable impact on its usage.

¹⁴ For example the integration to national systems (e.g. ANPR).

¹⁵ For previous years statistical data, see <https://www.eulisa.europa.eu/our-publications/reports>

¹⁶ Proposals currently under negotiations.



ISBN: 978-92-95208-80-3
ISSN: 2467-0766
doi: 10.2857/29573