



SIS II – 2013 Statistics

June 2014

This report has been produced pursuant to Article 50 (3) of Regulation (EC) No 1987/2006 and Article 66(3) of Council Decision 2007/533/JHA with the purpose of publishing statistics on SIS II.

This report is public. Reproduction is authorised, except for commercial purposes, provided that the source is acknowledged.

Table of contents

Introduction	4
1. Explanatory note	5
1.1 Content.....	5
1.2 Methodology.....	6
2. SISII Statistics	7
2.1 Accesses to SIS II	7
2.2 Number of alerts in SISII	9
2.3 Number of alerts per category in SISII	11
2.4 Alerts on persons by article	12
2.5 Number of hits	13
Conclusion.....	14

Introduction

Pursuant to Article 50(3) of Regulation (EC) No 1987/2006 of the European Parliament and of the Council on the establishment, operation and use of the second generation Schengen Information System (SIS II)¹ (hereafter referred to as the "SIS II Regulation") as well as to Article 66(3) of Council Decision 2007/533/JHA on the establishment, operation and use of the second generation SIS II² (hereafter referred to as the "SIS II Decision"), the Management Authority shall publish statistics showing the number of records per category of alert, the number of hits per category of alert and how many times SIS II was accessed, in total and for each Member States, each year.

Article 3(a) of Regulation (EU) No 1077/2011³ establishing a European Agency for the operational management of large-scale IT systems in the area of freedom, security and justice (hereafter referred to as the "Agency") states that in relation to SIS II, the Agency shall perform the tasks conferred on the Management Authority by Regulation (EC) No 1987/2006 and Decision 2007/533/JHA.

The second generation Schengen Information System (SIS II) entered in operation on 9 April 2013 and replaced SIS I⁴.

This document provides the above-mentioned statistics for the reporting period from 9 April 2013 until 31 December 2013, thus covering a period of less than 9 months. The data presented here is a collection of data received from Member States⁵ and Associated Countries⁶ together with data available from the Central SIS II.

¹ OJ L 381, 28.12.2006, p.4.

² OJ L 205, 7.8.2007, p.63.

³ OJ L286, 01.11.2011, p.1.

⁴ Pursuant to the provisions of Title IV of the Convention of 19 June 1990 implementing the Schengen Agreement of 14 June 1985.

⁵ Austria, Belgium, Bulgaria, Czech Republic, Denmark, Estonia, Finland, France, Germany, Greece, Hungary, Italy, Latvia, Lithuania, Luxembourg, Malta, the Netherlands, Poland, Portugal, Romania, Slovakia, Slovenia, Spain and Sweden.

⁶ Iceland, Liechtenstein, Norway and Switzerland.

1. Explanatory note

This section aims to provide guidelines on the statistics presented in this document.

1.1 Content

Accesses to SIS II

Access to SIS II shall only be authorised within the limit of competences of the national authorities⁷ referred to in Article 27 of the SIS II Regulation and Article 40 of the SIS II Decision.

SIS II can be accessed manually – transactions where there is a human intervention⁸ – or via automated processes⁹.

The access to SIS II refers to a query - regardless of whether a hit is achieved or not - or to a transaction intended to create/update/delete (CUD) an alert. Every access is counted, even if an access resulted in an error and an error message was returned from the system (e.g. if the operator commits an error).

Number of records per category of alert

SIS II shall contain only those categories of alerts that are entered by each of the Member States or Associated Countries as required for the purposes laid down in Articles 26, 32, 34, 36 and 38 of the SIS II Decision and Article 24 of the SIS II Regulation.

The categories of alerts are:

- Persons in relation to whom an alert has been entered;
- Objects referred to in Articles 36 and 38 of the SIS II Decision (vehicles, aircraft, banknotes, blank official documents, boats, boat engines, containers, firearms, industrial equipment, issued documents, vehicle licence plates, securities and means of payment, vehicle registration documents).

In SIS II an *alert* represents a set of data entered into the system that allows competent authorities to identify a person or an object with a view to taking specific action.

Alerts on persons by article

In SIS II alerts on persons can be issued for the purposes of identifying the following people:

- Third country nationals to be refused entry into or stay within the Schengen Area pursuant to Article 24 of the SIS II Regulation;
- Persons subject to arrest for surrender or extradition pursuant to Article 26 of the SIS II Decision;
- Missing persons (adults) pursuant to Article 32 of the SIS II Decision;
- Missing persons (minors) pursuant to Article 32 of the SIS II Decision;
- Persons to assist with a judicial procedure pursuant to Article 34 of the SIS II Decision;
- Persons for check pursuant to Article 36 of the SIS II Decision.

⁷ OJ C 103, 9.04.2013, p.1.

⁸ This covers checks by staff using radios, telephones, computer terminals, document scanners and all other forms of “traditional check” where a user makes the decision to carry out a check.

⁹ This covers queries carried out by automatic number plate recognition systems (ANPR) or other forms of automated bulk queries. These systems are relevant for alerts under Articles 36 and 38 of the SIS II Decision.

Number of hits

As per the SIRENE Manual¹⁰ a hit occurs in SIS II when all the following criteria are met:

- a search is conducted by a user;
- the search reveals a foreign alert in SIS II;
- data concerning the alert in SIS II matches the search data;
- further actions are requested as a result of the hit.

1.2 Methodology

This document was prepared on the basis of the data provided by:

- the Central System SIS II reports:
 - Number of alerts in SIS II
 - Number of records per category of alert
 - Alerts on persons by article
- by each Member State and Associated Country connected to the Central System SIS II:
 - Accesses to SIS II
 - Number of hits

Member States of the EU connected to SIS II are Austria, Belgium, Bulgaria, Czech, Republic, Denmark, Estonia, Finland, France, Germany, Greece, Hungary, Italy, Latvia, Lithuania, Luxembourg, Malta, the Netherlands, Poland, Portugal, Romania, Slovakia, Slovenia, Spain and Sweden. The authorities of the United Kingdom, Ireland and Croatia are in the process of making preparations to the technical connection to SIS II.

Associated Countries connected to SIS II are Iceland, Norway, Switzerland and Liechtenstein.

Statistics on the accesses of Europol and Eurojust are not in the scope of this document.

¹⁰ OJ L71, 14.3.2013.

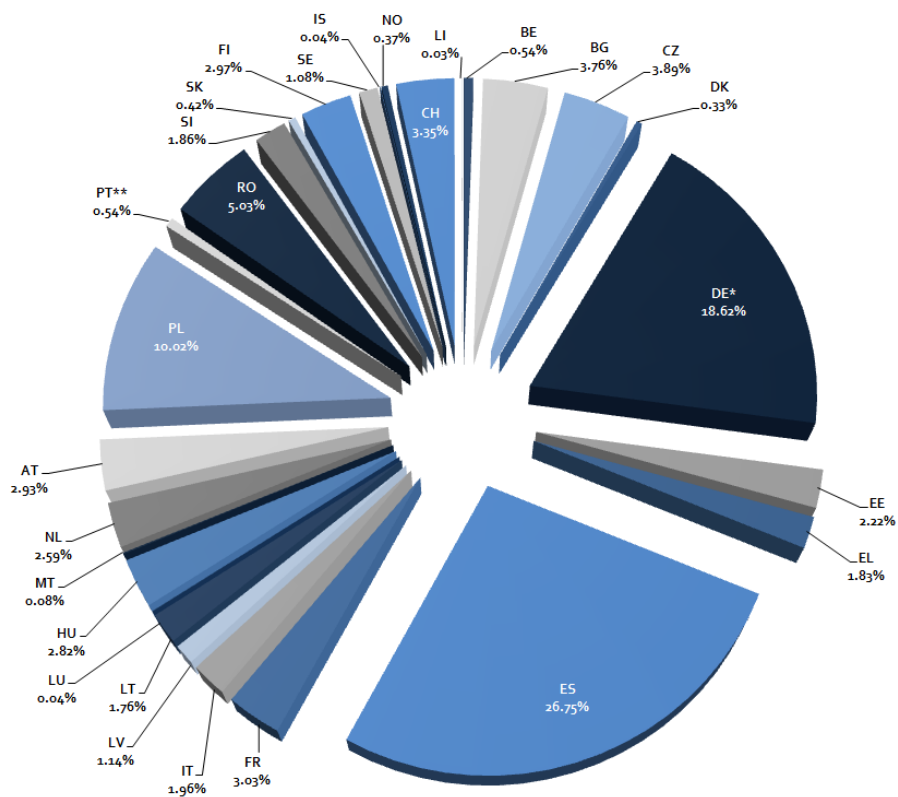
2. SIS II Statistics

This section presents the statistics on SIS II.

2.1 Accesses to SIS II

Access to SIS II per country

In the reporting period 09 April 2013 – 31 December 2013, SIS II was accessed a total of 1,284,512,470 times by all Member States and Associated Countries based on their submitted data (Portugal was only able to provide data from the second semester of 2013). No distinction is made between accesses to SIS II achieved through the Central SIS II or through a national copy of the Central SIS II.



With 26.75% of the reported total accesses, Spain is the country with the highest number of accesses to the system in the reporting period.

Access to SIS II: distinction between manual processes and automated processes

The table below shows the number of accesses to SIS II – as per the data reported - in total and for each Member State and Associated Country during the reporting period, with a distinction between manual processes and automated processes when reported.

	Manual processes	Automated processes	Total accesses
BE	6,968,088	0	6,968,088
BG	3,038,194	45,266,498	48,304,692
CZ	30,522,148	19,485,451	50,007,599
DK	2,727,000	1,500,000	4,227,000
DE*	2,148,704	237,047,720	239,196,424
EE	28,477,900		28,477,900
EL	21,982,593	1,473,291	23,455,884
ES			343,655,015
FR	38,869,603		38,869,603
IT	25,229,296	0	25,229,296
LV	14,681,460		14,681,460
LT	22,559,080		22,559,080
LU	241,116	269,914	511,030
HU	36,161,651		36,161,651
MT	1,053,529		1,053,529
NL	33,286,351		33,286,351
AT			37,623,689
PL	128,744,291	0	128,744,291
PT**	6,988,878		6,988,878
RO	64,593,255		64,593,255
SI	23,897,408		23,897,408
SK	3,903,002	1,449,740	5,352,742
FI	23,532,727	14,604,394	38,137,121
SE	13,887,614		13,887,614
IS	292,192	179,121	471,313
NO	4,728,876		4,728,876
CH			43,028,560
LI	106,801	307,320	414,121
Total	538,621,757	321,583,449	1,284,512,470

* Partial data, for CUDs only alerts and flags are counted.

** Figures only for the second semester of 2013.

Belgium, Hungary, Malta, the Netherlands, Poland and Sweden reported not using any automatic data processing systems/functionalities for accessing SIS II. Germany, Estonia, Spain, Italy, Austria, Romania, Slovenia, Norway and Switzerland reported that they use automatic systems for accessing SIS II but it was not possible for them to separate the number of manual accesses from the automated ones.

2.2 Number of alerts in SISII

On 31 December 2013 there were 50,279,389 alerts in total in SIS II.

Volume per country

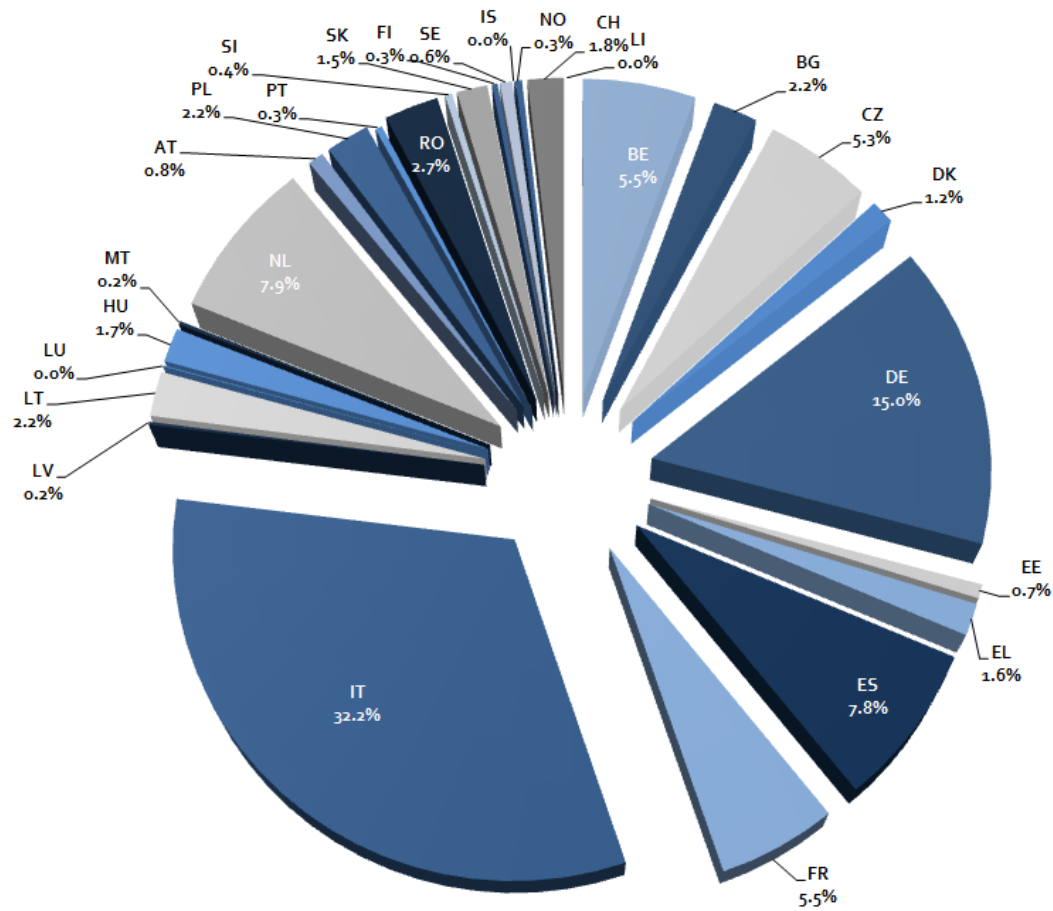
The table below shows the breakdown of the content of the database per country connected to the system as of 31 December 2013.

	Alerts per country
BE	2,785,918
BG	1,100,811
CZ	2,670,771
DK	591,140
DE	7,519,800
EE	343,790
EL	789,579
ES	3,938,794
FR	2,782,929
IT	16,167,830
LV	77,069
LT	1,108,812
LU	22,055
HU	846,562
MT	90,680
NL	3,987,939
AT	389,519
PL	1,084,815
PT	174,116
RO	1,343,604
SI	183,388
SK	763,804
FI	140,992
SE	305,559
IS	15,787
NO	159,855
CH	890,731
LI	2,740
Total	50,279,389

Alerts on persons represented 1.71% (861,900 alerts) of the content of SIS II. The biggest category of alert is represented by issued documents (such as passports, identity cards, driving licenses, residence permits and travel documents which have been stolen, misappropriated, lost or invalidated) with 79.23% (39,836,478 alerts) of the total amount of alerts.

Distribution per country

With more than 16 million alerts inserted into the database, representing 32.2% of the total amount of alerts stored, Italy is the country which owns the majority of records followed by Germany with 7.5 million (15.02% of the total), the Netherlands and Spain with almost 4 million each (respectively 7.9% and 7.8% of the total).



2.3 Number of alerts per category in SISII

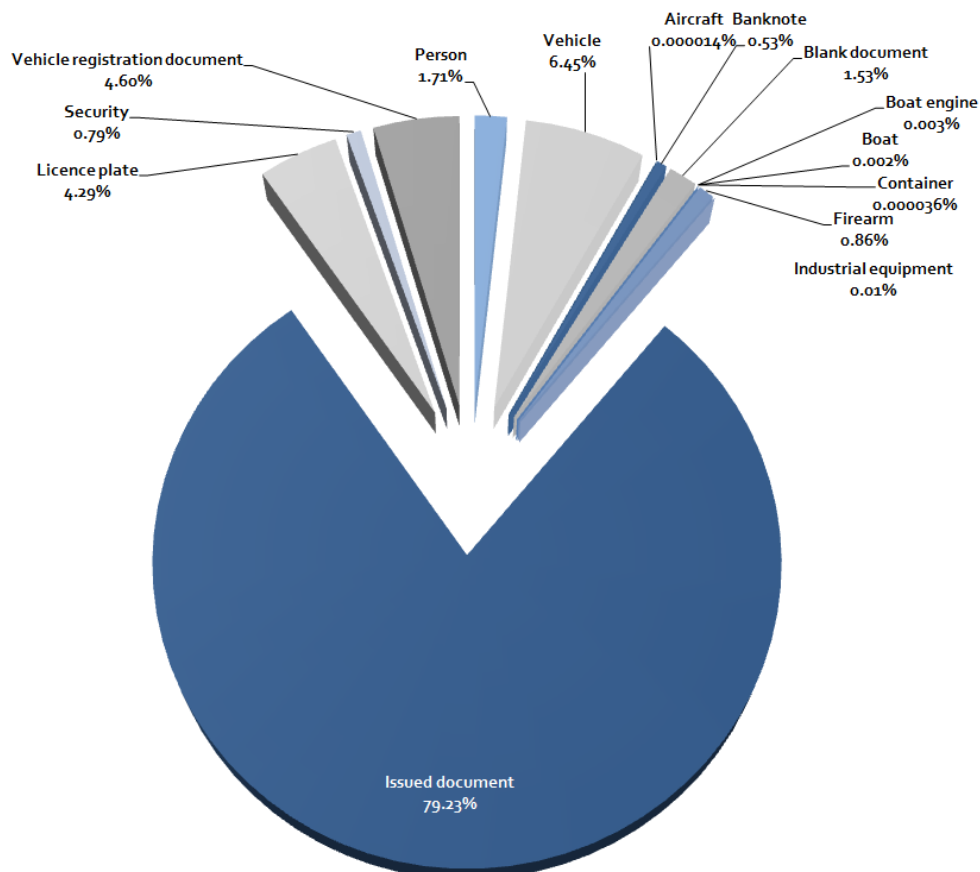
Volume of alerts

The table below shows the composition of the SIS II database on 31 December 2013.

COUNTRY	Person	Vehicle	Aircraft	Banknote	Blank document	Boat	Boat engine	Container	Firearm	Industrial equipment	Issued document	Licence plate	Security	Vehicle registration document
BE	10 450	56 863		4 183	30 094	10	17		36 234	18	2 278 724	184 119	1	185 205
BG	1 247	22 302							61		856 219	123 554		99 428
CZ	14 462	81 988	1		3 516		3		16 989	109	1 764 456	113 524	40	675 683
DK	3 061	26 487		14	1 148	8	49		4 563	44	555 584	182		
DE	76 302	234 818	5	191 598	154 369	172	609	2	148 227	2 122	5 940 267	626 111	9 625	135 573
EE	1 574	2 442							254		339 517	2		1
EL	65 885	165 303		28 284	99 134	8	9		14 433		297 337	119 017		169
ES	71 454	632 581	1	483	9 164	191		3	45 848	52	3 148 616	380	34	29 987
FR	125 058	326 824		35 313	72 413	1	5		32 557		2 180 127	1		10 630
IT	294 101	1 143 745		2 700	382 194	126	9	1	51 511	14	12 630 408	471 905	384 689	806 427
LV	1 414	1 756			11				10	4	72 488	1 068		318
LT	2 339	27 298		19	33	12	7		3 255	6	720 672	276 719		78 452
LU	1 220	1 085		25	4 899				156	47	14 351	107	97	68
HU	16 888	32 518		175	461	5	14	1	397	3	747 204	28 615	15	20 266
MT	2 451	836		1	9	2	11		174		86 530	8		658
NL	24 393	89 331		114	3 145	51	43		1 517	212	3 864 010	194		4 929
AT	27 043	24 999		280	3 142	4	66	1	5 658	1	314 266	13 833	196	30
PL	29 953	210 721		939	1 518	286	250	6	17 121	1 567	553 388	144 712	199	124 155
PT	20 147	57 204		2	1 263	1	1		9 369	2	86 121	1	4	1
RO	6 587	7 343		16	1	1	1		537		1 190 142			138 977
SI	896	7 652		238	1 262	12	22		645	1	134 113	35 819		2 728
SK	7 370	20 657			265	5	6	4	4 424	29	718 517	12 510		17
FI	2 789	4 391			100	7	69		8 070	1	125 389	174		2
SE	11 002	34 406		27	16				17 819		242 270	19		
IS	36	3			164				11		15 572	1		
NO	14 161	7 009		97	275	145	500		1 493	4	128 975	6 669		527
CH	29 386	21 175		1 460	24				9 780		828 905			1
LI	231	72							8	16	2 310	84	18	1
TOTAL	861,900	3,241,809	7	265,968	768,620	1,046	1,691	18	431,121	4,252	39,836,478	2,257,328	394,918	2,314,233

Distribution of alerts

The graph below shows the composition of the SIS II database on 31 December 2013.



2.4 Alerts on persons by article

Volume of alerts on persons

The main reason for alerts on persons is to *refuse entry into or stay within the Schengen area* (pursuant to Article 24 of the SIS II Regulation). 72% of the total number of alerts on persons (623,203) in SIS II was in this category. A total of 60,820 alerts are stored for missing persons (adults and minors) representing 7% of the total amount of records on persons.

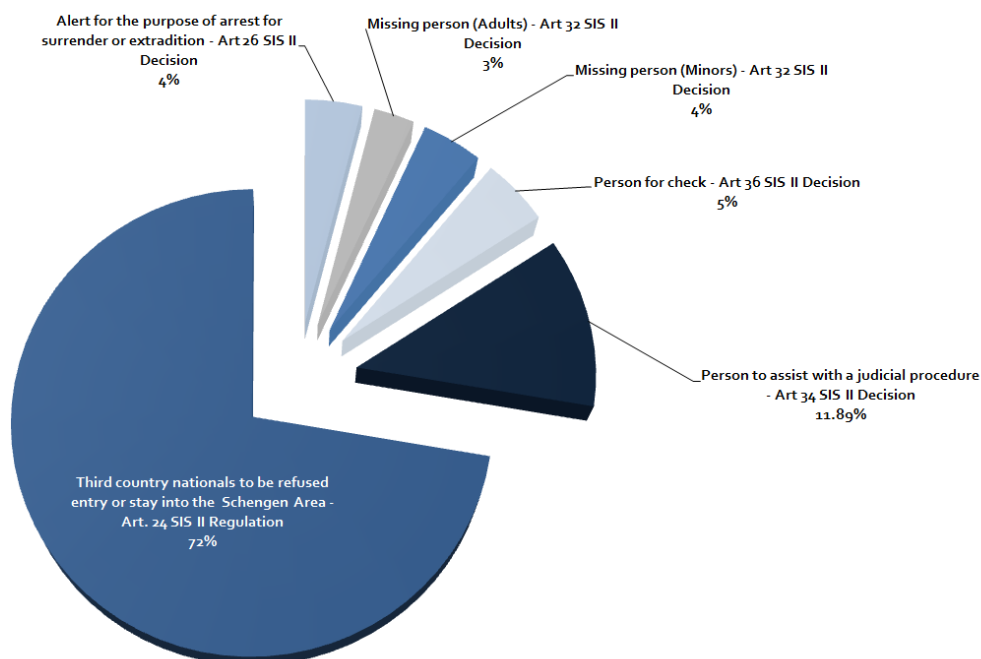
Alerts for the purpose of arrest for surrender or extradition represent 4% (34,263 alerts) of the total.

Alerts on person per article

Alert for the purpose of arrest for surrender or extradition - Art 26 SIS II Decision	34,263
Missing person (Adults) - Art 32 SIS II Decision	24,344
Missing person (Minors) - Art 32 SIS II Decision	36,476
Person for check - Art 36 SIS II Decision	41,097
Person to assist with a judicial procedure - Art 34 SIS II Decision	102,517
Third country nationals to be refused entry or stay into the Schengen Area - Art. 24 SIS II Regulation	623,203
total	861,900

Distribution of alerts on persons

The graph below shows the division (for the different purposes) of the 861,900 alerts on persons stored in SIS II on 31 December 2013.



2.5 Number of hits

Volume of hits

A total of 86,822 hits were reported on foreign alerts, e.g. on alerts issued by another Member State or Associated Country. The number of hits on foreign alerts provides the number representing the finding of wanted persons and objects.

Distribution of hits

Total No. of hits per category of alert

	Total No of all hits on foreign alerts
SIS II Dec Art 26	5,777
SIS II Reg Art 24	22,702
SIS II Dec Art 32	2,667
SIS II Dec Art 34	18,068
SIS II Dec Art 36	14,169
vehicles, boats, aircraft	10,358
trailers, caravans, industrial equipment, boat engines, containers	627
firearms	105
SIS II Dec Art 38	979
blank documents	979
vehicle registration certificates, number plates	1,497
issued documents	9,863
banknotes	5
securities and means of payment	5
Total	86,822

(for Portugal only data from the second semester 2013 was available)

Conclusion

From 9 April 2013 until 31 December 2013, SIS II was accessed in total 1,284,512,470 times by all Member States¹¹ and Associated Countries, in both manual and automated processes.

At 31 December 2013 SIS II had 50,279,389 alerts. The biggest category of alert concerned issued documents, representing 79.23% of the total. Alerts on persons represented 1.71% of the total amount of alerts in the system but triggered over 50% of the total hits generated on foreign alerts.

The usage of SIS II in the Member States and Associated Countries depends on the implementation of the system at national level, on how business processes and workflows are defined as well as on geographical, sociological and economic situation especially the extent of the external border. Comparisons among countries should not be based on figures alone.

¹¹ For Portugal only data from the second semester 2013 was available